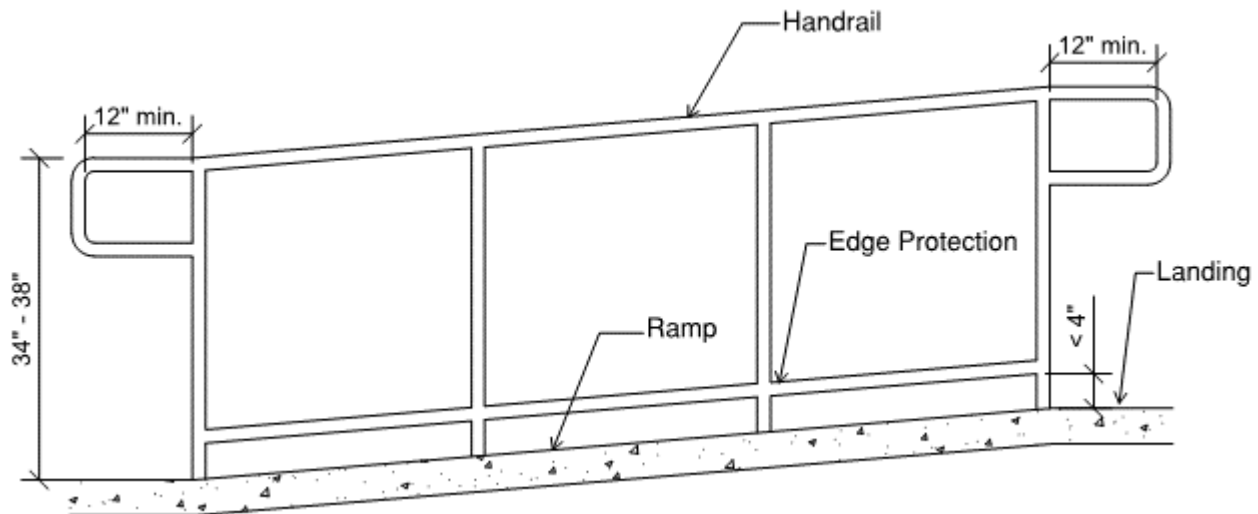


CLIENT ASSISTANCE MEMO

Accessible Ramps and Landings

This Tip Sheet reflects code requirements of the 2015 International Building Code (IBC) and ICC A117.1-209 with Washington State Amendments



Ramps

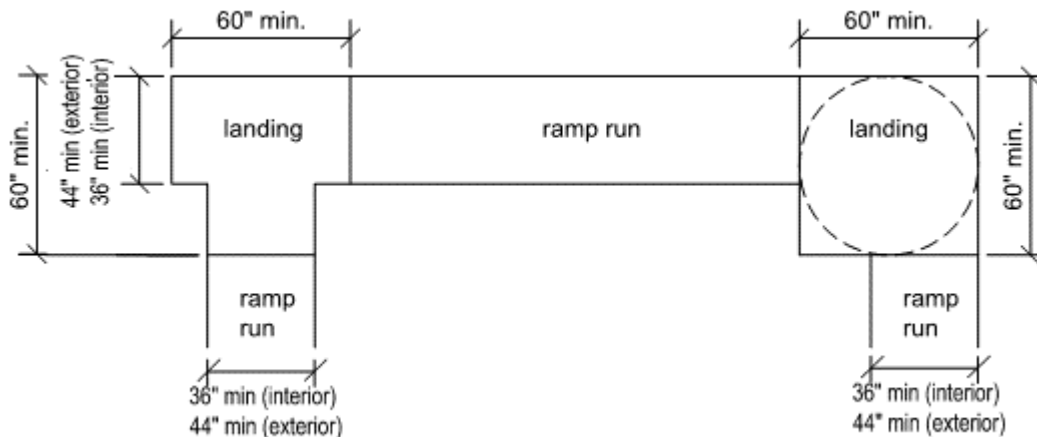
- **Slope:** Ramps shall have a maximum slope of 1:12.
- **Rise:** The maximum rise for any ramp run is 30".
- **Width:** Ramps shall not be less than the required egress width; in no case shall the ramp width be less than 36" for interior ramps or 44" for exterior ramps, measured between handrails or other projections.
- **Surface:** Ramp surfaces shall be stable, firm, and slip resistant.
- **Drainage:** Exposed exterior ramps and their approaches shall be constructed to prevent the accumulation of water on walking surfaces.
- **Cross slope:** Ramp cross slopes shall not be steeper than 1:48.
- **Headroom:** Headroom shall not be less than 80".

Handrails

- Ramps having slopes steeper than 1:20 require handrails.
- Ramps with a rise greater than 6" require handrails.
- Handrails must be 34" - 38" in height measured above the walking surface.
- Handrails must extend at least 12" beyond the top and bottom of any ramp run.
- Handrails must be continuous except at points of access along the ramp.

Guards

- Provide guards for portions of landings or ramps that are more than 30" above adjacent grade.
- Guards must be a minimum of 42" in height measured vertically from the surface of the ramp.



Landings

- **Surface:** Ramp surfaces shall be stable, firm and slip resistant.
- **Drainage:** Exposed exterior ramps and their approaches shall be constructed to prevent the accumulation of water on walking surfaces.
- **Intermediate Landing:** Ramps within the accessible route of travel shall have landings at the top and bottom, points of turning, entrance, exits, and doors and at least one intermediate landing for each 30" of rise with a minimum dimension of 60" in the direction of the ramp run.
- **Turning Space:** Ramps that change direction at landings shall have:
 - Landings sized to provide a circular 60" turning space (60" x 60"), or
 - A T-shaped intersection 60" long by 36" wide (interior) or 44" (exterior).
- **Width:** The minimum width of the landing shall be as wide as the widest ramp leading to the landing.
- **Cross slope:** Landings shall not slope more than 1:48.
- **Doors:** Maneuvering clearances for doors may overlap the landing area where doorways are adjacent to the ramp.

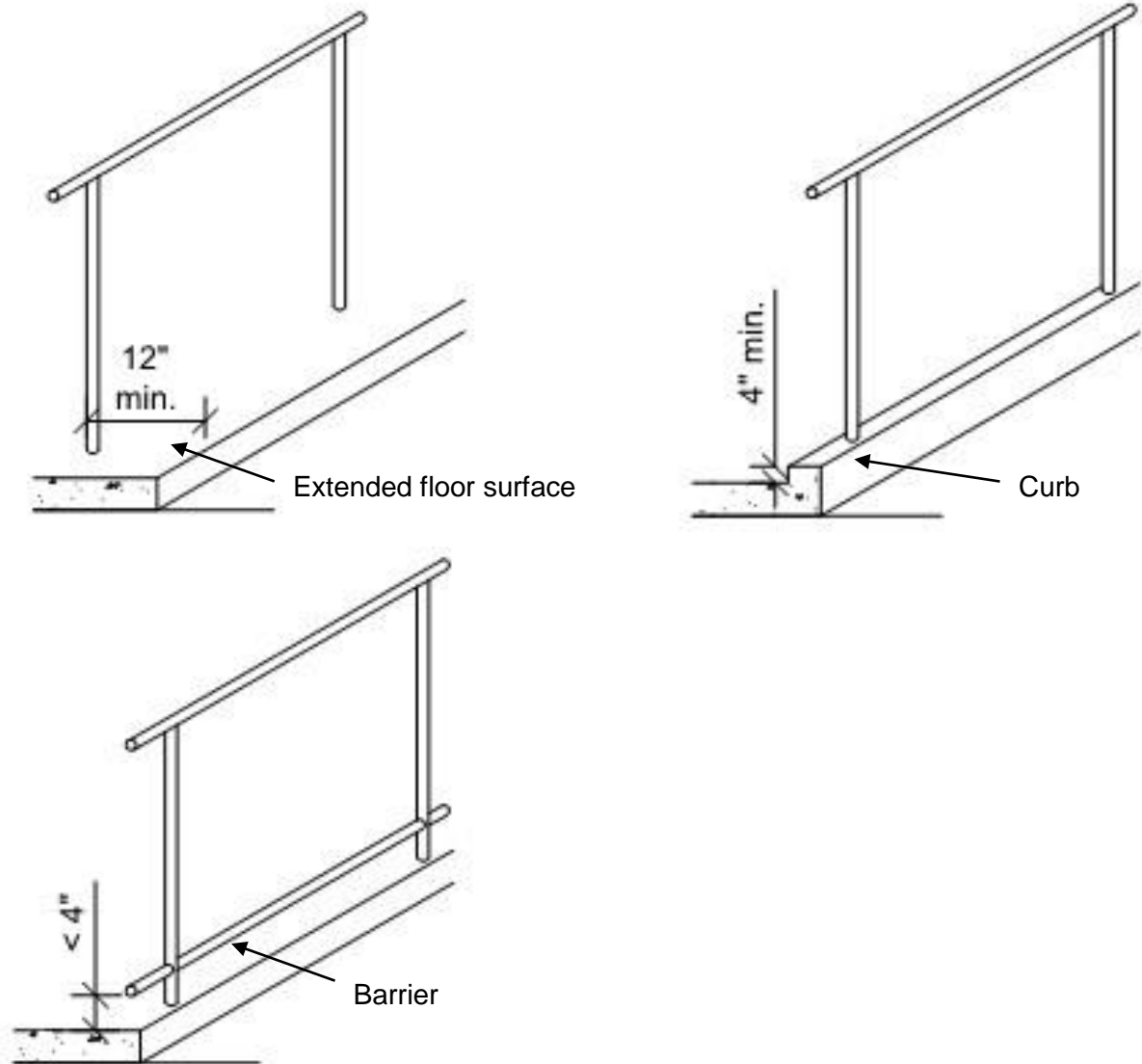
Edge Protection

- **Where required:** Edge protection is required on each side of ramp runs and at each side of ramp landings.
Exceptions:
 - Edge protection is not required on ramps that are not required to have handrails, provided they have flared sides complying with ICC A117.1-2009, Section 406.3.
 - Edge protection is not required on sides of ramp serving an adjacent ramp run or stairway.
 - Edge protection is not required on sides of ramp landings having a vertical drop-off of not more than 1/2" within 10" horizontally of the minimum landing area.
 - Edge protection shall not be required on the sides of ramped aisles where the ramps provide access to the adjacent seats and aisle access ways.

Accessible Ramps and Landings

- **Forms of edge protection:**

- **An extended floor surface:** Extend the floor surface of the ramp run or ramp landing a minimum of 12" beyond the inside face of a railing.
- **A curb:** Create a curb that is a minimum height of 4".
- **A barrier:** Construct a barrier to prevent the passage of a 4" diameter sphere where any portion of the sphere is within 4" of the floor.



The intent of this Tip Sheet is to provide a general understanding of the code requirements and does not address the subject in great detail. Should you have any questions please call the Building Department at (253) 851-6170.