

CLIENT ASSISTANCE MEMO

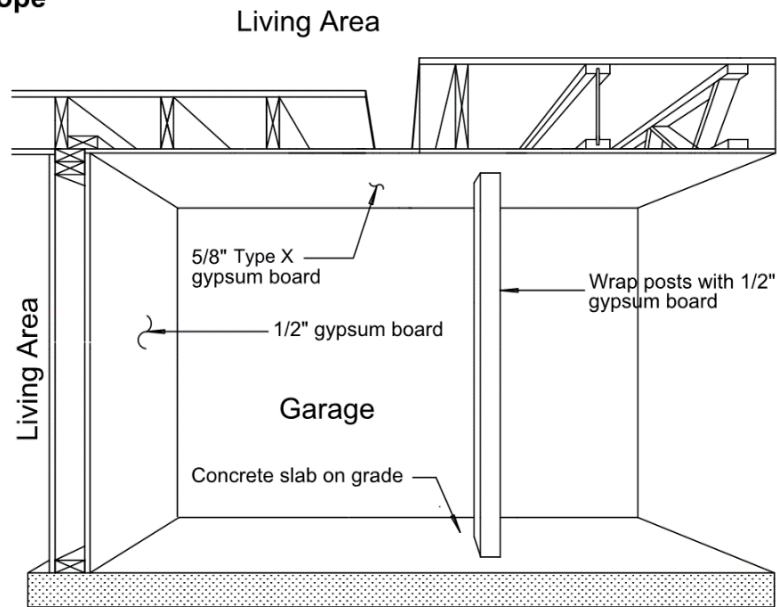
Residential Garage Separation

This Tip Sheet reflects code requirements of the 2015 International Residential Code (IRC) with Washington State Amendments.

Table R302.6 – Dwelling-Garage Separation

Separation	Material
From the residence and attics	Not less than ½-inch gypsum board or equivalent applied to the garage side.
From habitable rooms above the garage	Not less than 5/8-inch Type X gypsum board or equivalent
Structure(s) supporting floor/ceiling assemblies used for separation required by this section	Not less than ½-inch gypsum board or equivalent.
Garages located less than 3 feet from a dwelling unit on the same lot	Not less than ½-inch gypsum board or equivalent applied to the interior side of exterior walls that are within this area

Envelope



Fastening per IRC Table R702.3.5:

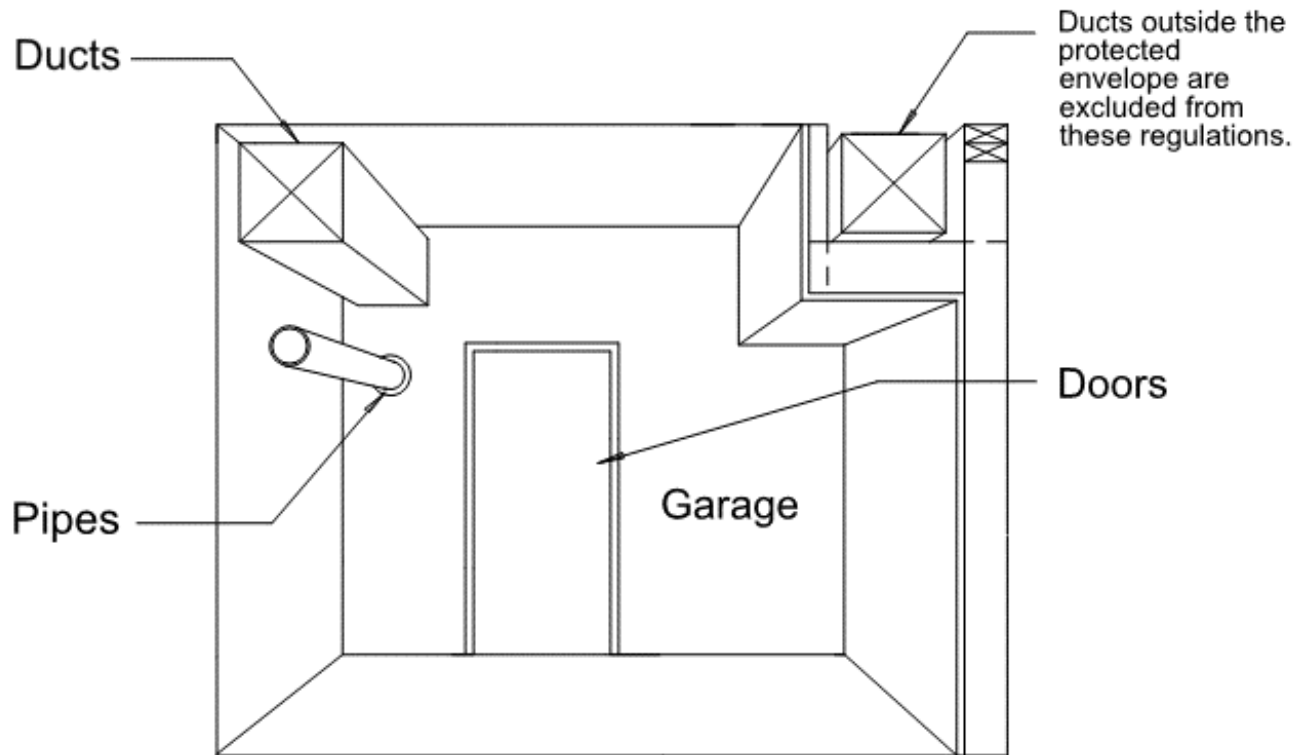
5/8" Type X at Ceiling:

- Fasten with 6d cooler nails @ 6" o.c. when framing is maximum 24" o.c.

1/2" Gypsum Board at Walls:

- Fasten with 5d cooler nails @ 8" o.c. or drywall screws @ 16" o.c. when framing is maximum 16" o.c.
- Fasten with 5d cooler nails @ 8" o.c. or drywall screws @ 12" o.c. when framing is maximum 24" o.c.

Penetrations (of the protected envelope)



Duct Penetrations:

Ducts in the garage and ducts penetrating the walls or ceilings separating the dwelling from the garage must be a minimum of No. 26 gage sheet metal with no register outlets (openings) into the garage. R302.5.2

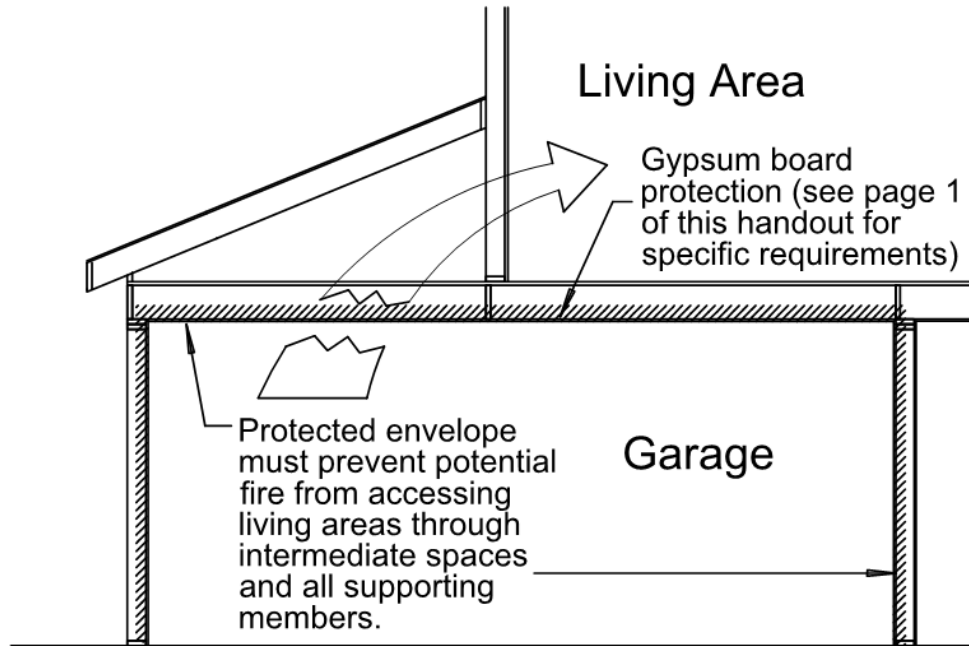
Other Penetrations:

Penetrations through the required separation must be protected at openings around vents, pipes, ducts, cables and wires at ceiling and floor level, with an approved material to resist the free passage of flame and products of combustion. The material filling this annular space shall not be required to meet the ASTM E 136 requirements. R302.11 Fire blocking Item 4.

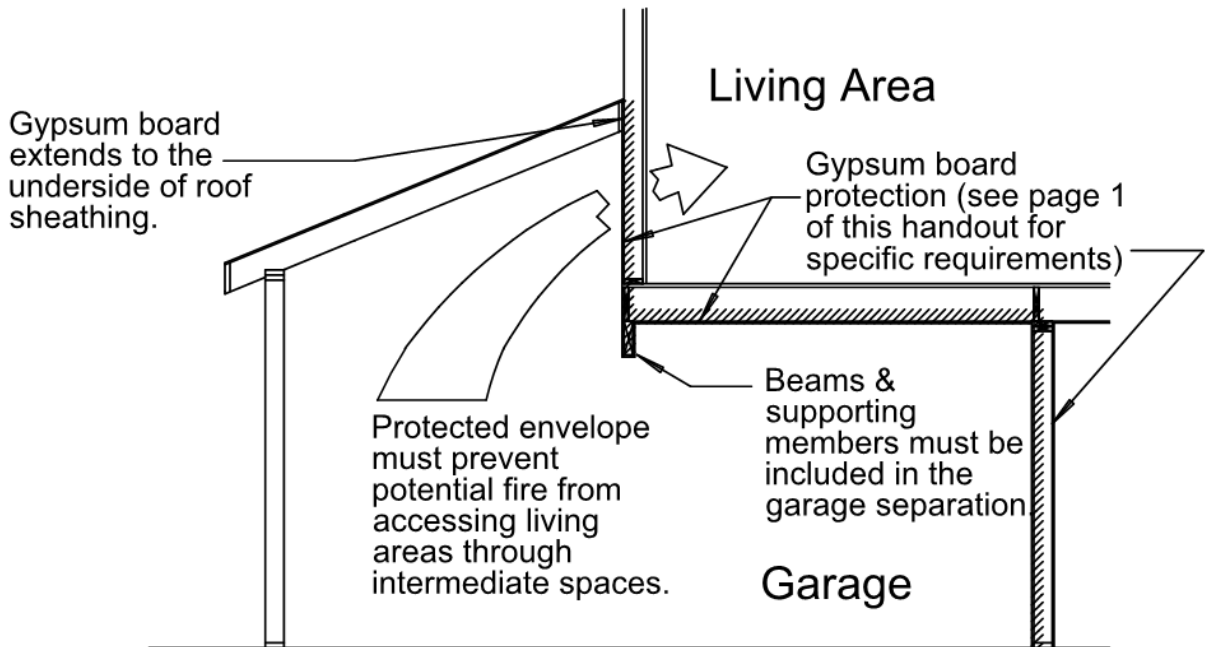
Doors:

Doors separating the garage and living spaces shall be 1-3/8" solid wood, solid or honeycomb core steel doors not less than 1-3/8" thick, or 20-minute rated doors. These doors shall also be equipped with a self-closing device. These doors shall not open into a sleeping room.

Special Conditions



OR



The intent of this Tip Sheet is to provide a general understanding of the code requirements and does not address the subject in great detail. Should you have any questions please call the Building Department at (253) 851-6170.