


INDOOR WATER CONSERVATION

Guideline 1

Did you know: Efficient water use can save you money on water & utility bills, and reduce the costs for sewer and septic services. Use the following household tips in the bathroom, kitchen and laundry room to help protect the environment and save your family money!


Bathroom

 Each flush wastes water. Don't use the toilet as a wastebasket.

Check toilets for leaks. Use food coloring or a leak detection tablet in the toilet tank. If color appears in the bowl without flushing, there is a leak that requires immediate attention.



Reduce the water level per flush by installing an ultra low-flow toilet or a toilet displacement device. Use a plastic bottle weighted with pebbles and water. **Never use a brick.**


 Check faucets and pipes for leaks. A small drip can waste 20 or more gallons of water per day.

Don't let the bathroom sink run while wetting your toothbrush, brushing your teeth or when shaving. Use a glass of water to rinse or clean your razor in a small pool of water.

Install water-efficient showerheads and take shorter showers.



Kitchen


 Only wash dishes when necessary. Turn the dishwasher on only when it is full.

Use both sides of the sink when washing dishes by hand. Use one side to wash and the other side to rinse. Do not wash dishes under a running faucet.

Install low-flow fixtures, then buy and install aerators for every faucet in the house.



Keep a bottle or pitcher of drinking water in the refrigerator. This eliminates letting the tap run while waiting for the water to get cold.

 Clean vegetables in a pan of water and not under a running faucet. Water used to clean vegetables can also be used to water houseplants.

In-sink garbage disposal devices use roughly 11.5 gallons of water each day. Try composting organic wastes instead of throwing them away.

Laundry

Pre-rinse clothes only when absolutely necessary.

Use the proper water level, load size selection and water temperature when washing clothes. Consider installing a water efficient washing machine.




OUTDOOR WATER CONSERVATION


Guideline 2

Did you know: Efficient water use is critical to a healthy and clean environment. Fish, trees and animals depend on wise use of our limited water supplies. Use the following tips to save water (and money) outdoors.

Lawn & Garden

The lawn is getting dry when footprints remain after walking on it (see Guideline 3 - Lawn Watering).

 Water in short repeated intervals for best absorption, especially on slopes or compacted soils. Prevent water runoff from your sprinkler system.

 To reduce evaporation, water the lawn in the early morning or evening. Avoid watering during the heat of the day or when it is windy.

Install a trickle or drip irrigation system for a slow, steady supply of water to the plant roots. (See Guideline 7 - Irrigation & Landscaping.)

Water only when needed. Frequency depends on plant and soil type.

Water root areas of your plants to establish hardiness. (See Guideline 6 - Soil Preparation & Planning.)




Low or no-water landscaping requires minimal amounts of water, fertilizer and pesticides. This can save you money and will protect the environment.

Place a 2" to 4" layer of mulch around plants and trees to avoid excess evaporation.

Use native and adapted plants when landscaping your yard. These plants usually require less care and water. Consider installing plants that don't require water once they are established for some or all of your yard.

If your lawn is healthy, consider letting your lawn go dormant in the summer. It will turn green again when it rains.

Cleaning

 Use a broom to clean walkways and driveways. Do not use the hose. Watering the sidewalk, gutter and street wastes water.

Clean gutters and downspouts manually instead of hosing them down.

Use a hose with a shut-off nozzle along with a bucket of soapy water to wash the car.



More Information

Washington State Department of Health
Office of Drinking Water
P.O. Box 47828 • Olympia, WA 98504-7828
(360) 236-3100 • 1-800-521-0323
<http://www.doh.wa.gov/ehp/dw/>