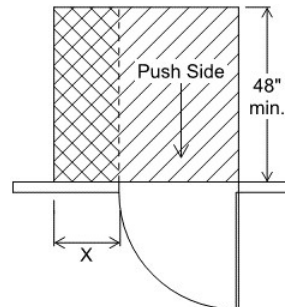
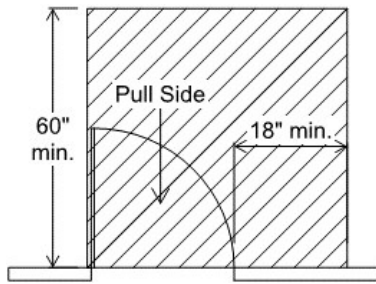


CLIENT ASSISTANCE MEMO

Accessibility and Door Clearances

This Tip Sheet reflects code requirements of the 2015 International Building Code (IBC) and ICC A117.1-2009 with Washington State Amendments.

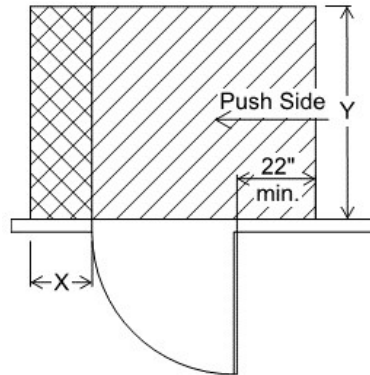
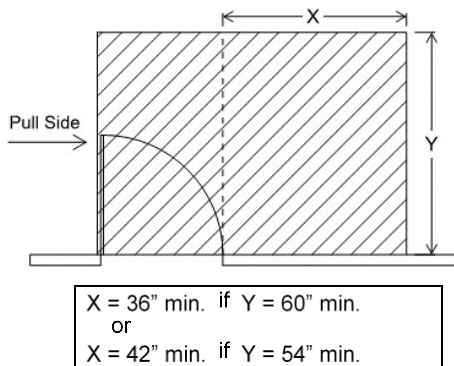
Front Approaches



X = 12" min. if the door has both a closer and a latch.

If there is no closer or latch X is not required.

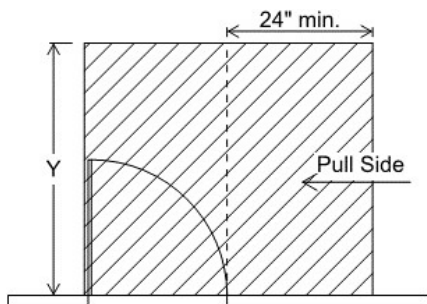
Hinge Side Approaches



Y = 48" min. and X = 12" min. if door has a latch and a closer.

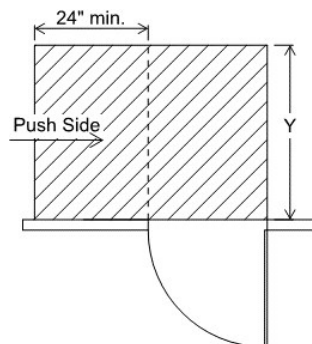
Y = 42" min. and X is not required if there is no closer or latch on the door.

Latch Side Approaches



Y = 48" min. if door does not have a closer.

Y = 52" min. if door does have a closer.



Y = 42" min. if door does not have a closer.

Y = 48" min. if the door does have a closer.